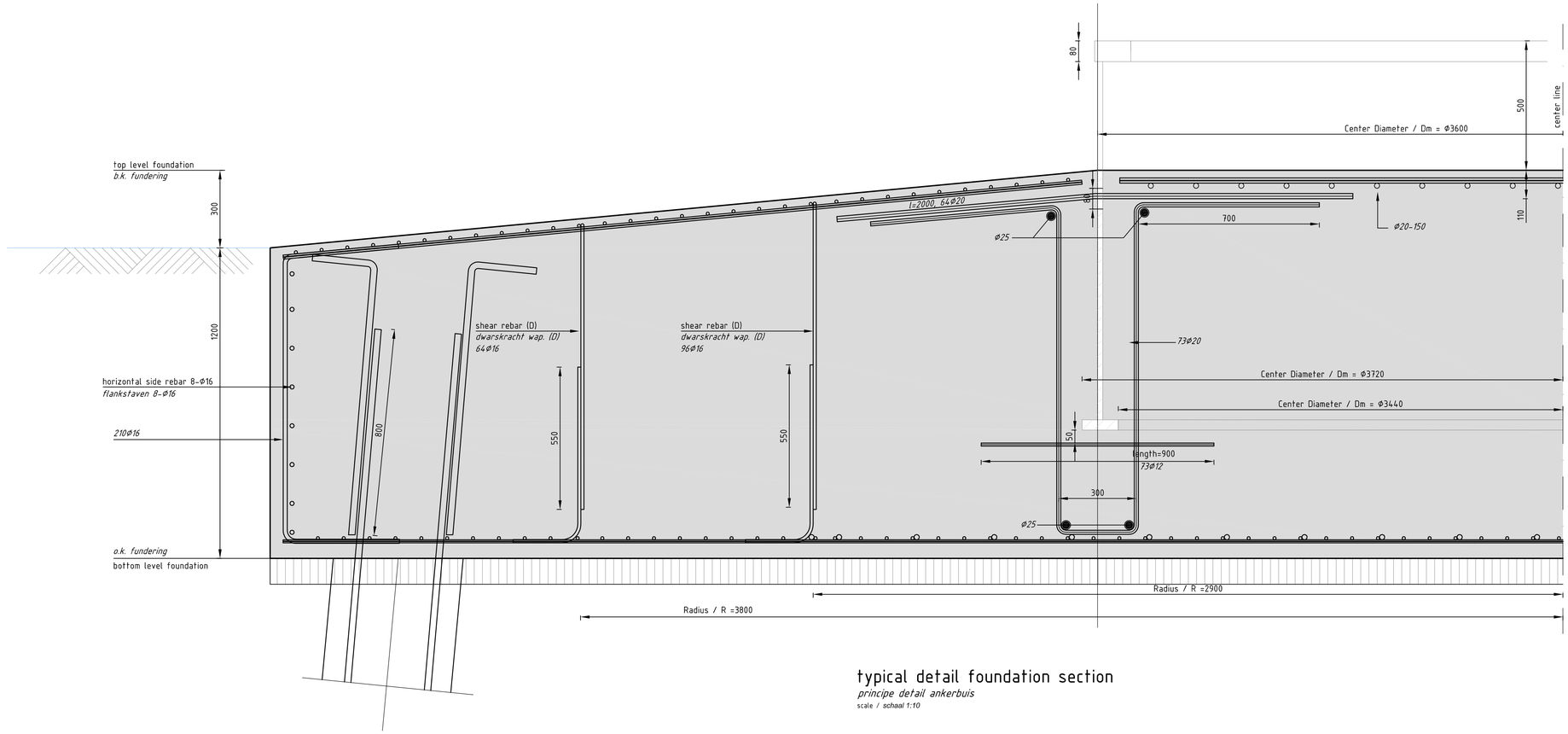

typical detail foundation section

principe detail ankerbuis

scale / *schaal 1:10*

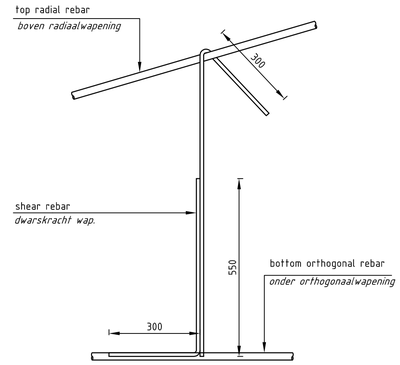

typical 3D detail shear rebar Ø16

principe 3D detail dwarskracht wapening

scale / *schaal 1:10*

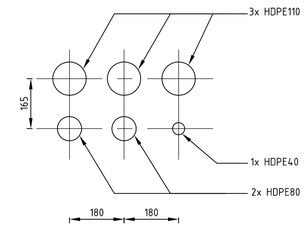

proposal for positioning pipes

voorstel met betrekking tot positionering pijpen

scale / *schaal 1:10*

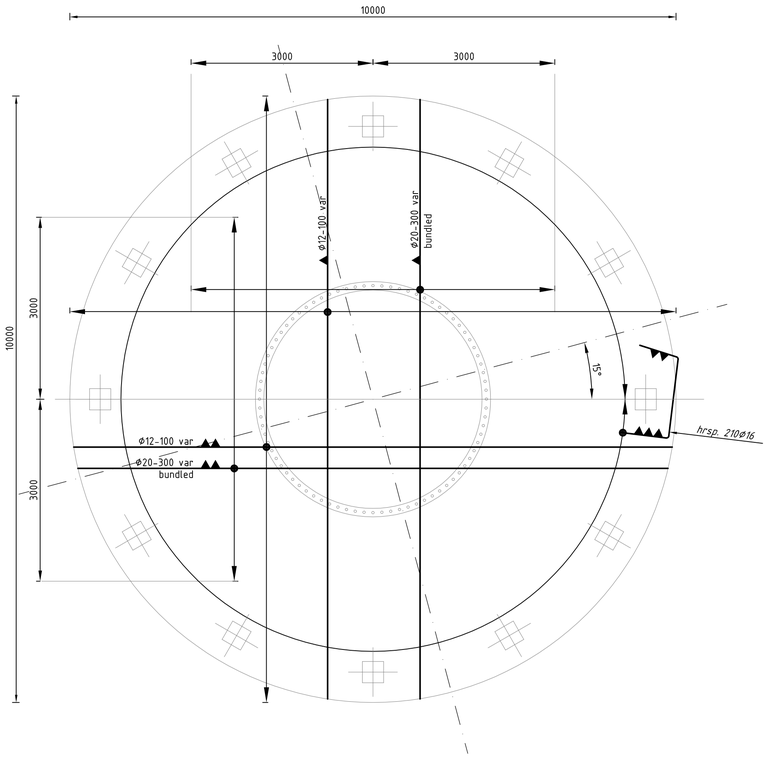

shape and bottom reinforcement horizontal

bovenwapening horizontaal

scale / *schaal 1:50*

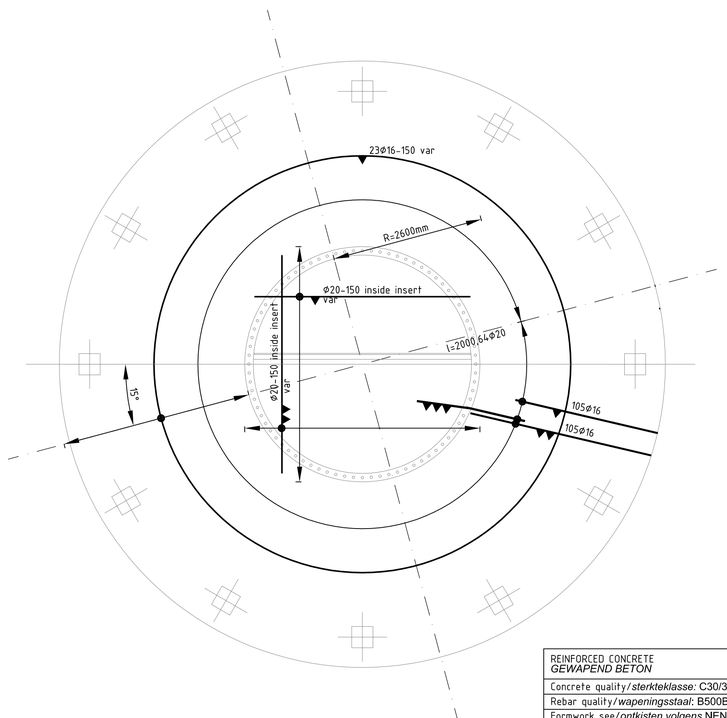

top reinforcement horizontal

bovenwapening horizontaal

scale / *schaal 1:50*

REINFORCED CONCRETE *GEWAPEND BETON*			
Concrete quality/*sterkteklasse:* C30/37 and C40/50			
Rebar quality/*wapeningsstaal:* B500B			
Formwork see/*ontkisten volgens* NEN 6722			
Concrete cover *beton dekking*	top *boven*	bottom *onder*	side *zijkant*
floor/*vloeren*			
wall/*wanden*			
beam/*balken*			
column/*kolommen*			
pile cap/*poeren*	50	50	50

LAP LENGTH FOR TANGENTIAL REBAR ONLY *OVERLAPPINGSLENGTEN ALLEEN VOOR TAGENTIAAL WAPENING*		
concrete/*beton* C30/37		
cover/*dekking* 50 mm		
Øk	general *algemeen*	top rebar *bovenstaven*
12	500 mm.	–
16	–	800 mm.
20	750 mm.	950 mm.
25	–	–

EXPOSURE CLASS *MILIEUKLASSEN*	
top/*bovenkant*	XF3
side/*zijkant*	XF3
bottom/*onderkant*	XC4
piles/palen	XC2

General note for reinforcement :
- Extra reinforcement required when the rebar is cut
- Staggered lapping is required
- No Joint under foundation section is allowed
- Bending radius = 5 Ø unless stated otherwise

Algemene opmerking t.b.v. wapening:
- bij de weggeknipte wapening de helft van de wapening aan beide zijden bijleggen
- lassen verspringend aanbrengen
- geen lasverbindingen onder de insertring
- buigstraal = 5 Ø tenzij anders aangegeven

Applicable codes and standards :
Reinforcement steel: NEN-EN 10080:2005, NEN6008 and BRL0501
Concrete: NEN-EN 206-01 and NEN 8005
For other codes refer to contract document

Geldige normen en richtlijnen:
Wapeningsstaal: NEN-EN 10080:2005, NEN6008 en BRL0501
Beton: NEN-EN 206-01 en NEN 8005.
Voor alle andere normen wordt verder naar het bestek verwezen

rev.	date / *datum*	phase *fase*	status	drawn *get.*	description / *omschrijving*	phase/*fase*
K						FD
J						
I						
H						
G						
F						
E						
D						
C						
B						
A						
0	12-05-2015	FD	2	niu/jtha	concept / *concept*	

phase description *fase verklaring*	PD=Preliminary Design *VO=Voorlopig Ontwerp*	FD=Final Design *DO=Definitief Ontwerp*	T=Tender *B=Bestek*	C=Construction *U=Uitvoering*
status description	1=intern	2=concept	3=valid	4=approved	5=contract	6=revision
statusverklaring	1=intern	2=concept	3=geldend	4=goedgekeurd	5=contract	6=revisie

Royal HaskoningDHV
Enhancing Society Together
P.O. Box 1132 3800 AE Amersfoort - The Netherlands
Laan 1914 no. 35 3818 EX Amersfoort - The Netherlands
tel. +31 33 468 20 00
fax +31 33 468 28 01
e-mail info@rhdhv.com
internet www.rhdhv.com

Supplier/*leverancier* EWT
Client/*opdrachtgever* EWT

project WTGs EWT Team (JICA)
type DW52 - 900kW - HH50 IEC IIA
part/*onderdeel* Reinforcement and details / Wapening en details

checked by *geconfroleerd door*	K. van de Water	project no./*stam nr.*	sub no./*project nr.*	scale/*schaal*	size/*formaat*
		BD7973	101	1:10/50	A1
project manager *projectleider*	F. de Haas	code	project	page/*bladnummer*	type
structural engineer *constructeur*	Geert de Groen	C	101	01	W