



144 HALF-CELL Bifacial Light-Weight Double Glass Monocrystalline PERC PV Module

525W | 530W | 535W | 540W | 545W | 550W



Excellent cells efficiency

MBB technology decreases the distance between busbar and finger grid line which is benefit to power increase.



Better Weak Illumination Response

More power output in weak light condition, such as haze, cloudy, and early morning.



Anti PID

Ensured PID resistance through the quality control of cell manufacturing process and raw materials.



Adapt To Harsh Outdoor Environment

Resistant to harsh environments such as salt, ammonia, sand, high temperature and high humidity environment.



TIER 1

Global, Tier 1 bankable brand, with independently certified state-of-the-art automated manufacturing.



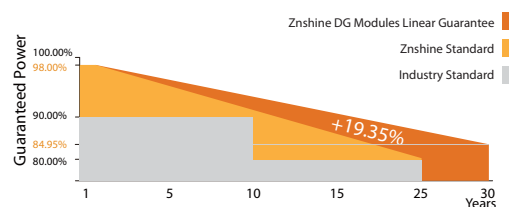

Excellent Quality Managerment System

Warranted reliability and stringent quality assurances well beyond certified requirements.



Bifacial Technology

Up to 25% additional power gain from back side depending on albedo.



12 years product guarantee
30 years output guarantee



0.45% annual degradation
over 30 years



IEC61215/IEC61730/IEC61701/IEC62716/UL61730

ISO 9001: Quality Management System

ISO 14001: Environmental Management System

ISO45001: Occupational Health and Safety Management System

ELECTRICAL CHARACTERISTICS | STC*

Nominal Power Watt Pmax(W)*	525	530	535	540	545	550
Power Output Tolerance Pmax(%)	0~+3	0~+3	0~+3	0~+3	0~+3	0~+3
Maximum Power Voltage Vmp(V)	40.90	41.10	41.30	41.50	41.70	41.90
Maximum Power Current Imp(A)	12.85	12.91	12.96	13.02	13.07	13.13
Open Circuit Voltage Voc(V)	49.20	49.40	49.60	49.80	50.00	50.20
Short Circuit Current Isc(A)	13.59	13.65	13.71	13.77	13.83	13.89
Module Efficiency (%)	20.26	20.45	20.65	20.84	21.03	21.23

*STC (Standard Test Condition): Irradiance 1000W/m², Module Temperature 25°C, AM 1.5

*Measuring tolerance: ±3%

ELECTRICAL CHARACTERISTICS | NMOT*

Maximum Power Pmax(Wp)	392.70	396.40	399.90	403.60	406.80	410.80
Maximum Power Voltage Vmpp(V)	38.00	38.20	38.40	38.50	38.80	38.90
Maximum Power Current Impp(A)	10.33	10.38	10.42	10.47	10.49	10.56
Open Circuit Voltage Voc(V)	46.00	46.20	46.30	46.50	46.70	46.90
Short Circuit Current Isc(A)	10.98	11.02	11.07	11.12	11.17	11.22

*NMOT(Nominal module operating temperature):Irradiance 800W/m², Ambient Temperature 20°C, AM 1.5, Wind Speed 1m/s

ELECTRICAL CHARACTERISTICS WITH 25% REAR SIDE POWER GAIN

Front power Pmax/W	525	530	535	540	545	550
Total power Pmax/W	656	663	669	675	681	688
Vmp/V(Total)	41.00	41.20	41.40	41.60	41.80	42.00
Imp/A(Total)	16.01	16.08	16.15	16.23	16.30	16.37
Voc/V(Total)	49.30	49.50	49.70	49.90	50.10	50.30
Isc/A(Total)	16.95	17.02	17.10	17.17	17.25	17.32

MECHANICAL DATA

Solar cells	Mono PERC
Cells orientation	144 (6×24)
Module dimension	2285×1134×35 mm(With Frame)
Weight	34 kg
Glass	2.0 mm+2.0mm, High Transmission, AR Coated Heat Strengthened Glass
Junction box	IP 68, 3 diodes
Cables	4 mm ² , 350 mm
Connectors	MC4-compatible

TEMPERATURE RATINGS

NMOT	44°C ±2°C	Maximum system voltage	1500 V DC
Temperature coefficient of Pmax	-0.35%/°C	Operating temperature	-40°C~+85°C
Temperature coefficient of Voc	-0.29%/°C	Maximum series fuse	30 A
Temperature coefficient of Isc	0.05%/°C	Maximum load(snow/wind)	5400 Pa / 2400 Pa

Refer.Bifacial Factor 70±5%

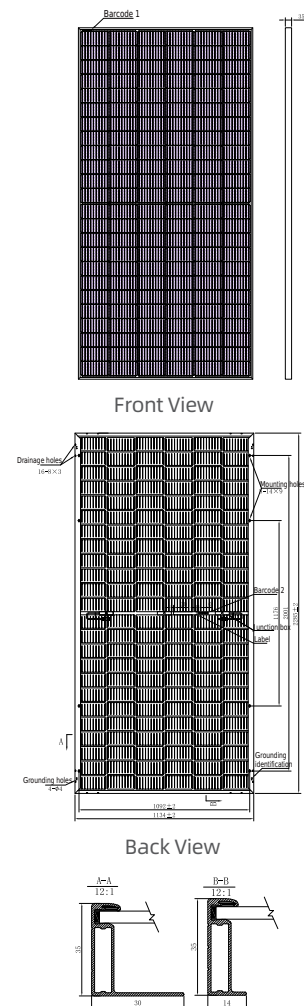
*Do not connect Fuse in Combiner Box with two or more strings in parallel connection

*Remark:Electrical data in this catalog do not refer to a single module and they are not part of the offer.They only serve for comparison among different module types.

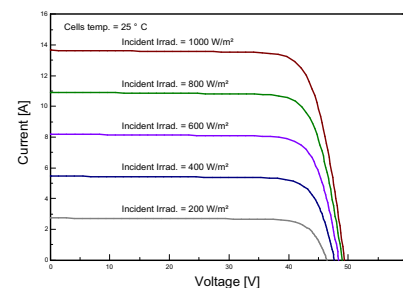
PACKAGING CONFIGURATION

Piece/Box	31	
Piece/Container(40'HQ)	620	*Please be kindly advised that PV modules should be handled and installed by qualified people who have professional skills and please carefully read the safety and installation instructions before using our PV modules.
Piece/Container(with additional small package)	/	

DIMENSIONS(MM)



I-V CURVES OF PV MODULE(530W)



P-V CURVES OF PV MODULE(530W)

