

DOORSNEDE A
SCHAAL 1 : 200
ST. Ø6" TP01 H2 NORTH PIPELINE



DOORSNEDE B
SCHAAL 1 : 200
ST Ø6" TP02 H2 SOUTH PIPELINE

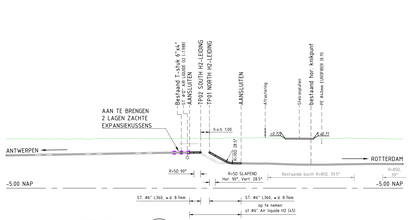

DOORSNEDE E
SCHAAL 1 : 200
Bestaande st. Ø6" Air Liquide H2-leiding (12/45)

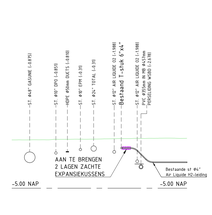

DOORSNEDE H
SCHAAL 1 : 200
Bestaande st. Ø4"
Air Liquide H2-leiding (45)



DOORSNEDE F
SCHAAL 1 : 100

DOORSNEDE G
SCHAAL 1 : 100

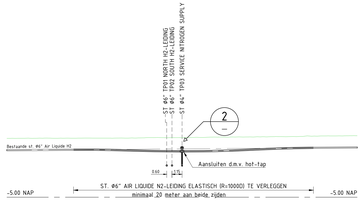

DOORSNEDE D
SCHAAL 1 : 200
ST. Ø4" TP03 SERVICE NITROGEN SUPPLY



DOORSNEDE C
SCHAAL 1 : 200
ST. Ø4" TP03 SERVICE NITROGEN SUPPLY

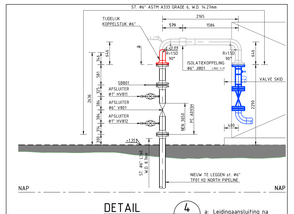

DETAIL 4
SCHAAL 1 : 50
a: Leidingaansluiting na plaatsing leidingenskid

PIPE SPECIFICATIONS: 6" H2 pipeline TP01	
Registration number	: 1.b.d.
Medium	: Hydrogen
Pipelinematerial	: zw M.T.O.
Pipelinematerial - hot bends	: zw M.T.O.
Corrosion allowance	: 1.6 mm
Coating - underground	: PE
Coating - above ground	: Painting system
Design pressure	: 100 barg
Design temperature	: -20°C / +50°C
Test pressure - tightness	: 100 barg
Test pressure - strength	: 125 barg

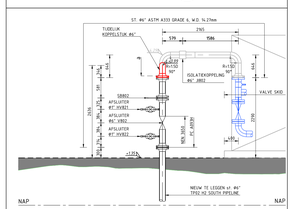

DETAIL 5
SCHAAL 1 : 50
a: Leidingaansluiting na plaatsing leidingenskid

PIPE SPECIFICATIONS: 6" H2 pipeline TP02	
Registration number	: 1.b.d.
Medium	: Hydrogen
Pipelinematerial	: Zw M.T.O.
Pipelinematerial - hot bends	: Zw M.T.O.
Corrosion allowance	: 1.6 mm
Coating - underground	: PE
Coating - above ground	: Painting system
Design pressure	: 75 barg
Design temperature	: -20°C / +50°C
Test pressure - tightness	: 75 barg
Test pressure - strength	: 93.75 barg

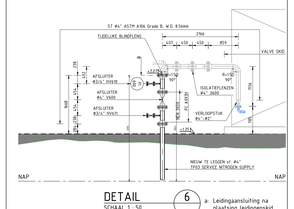

DETAIL 6
SCHAAL 1 : 50
a: Leidingaansluiting na plaatsing leidingenskid

PIPE SPECIFICATIONS: 4" N2 pipeline TP03	
Registration number	: 1.b.d.
Medium	: Nitrogen
Pipelinematerial	: Zw M.T.O.
Pipelinematerial - hot bends	: Zw M.T.O.
Corrosion allowance	: 1.6 mm
Coating - underground	: PE
Coating - above ground	: Painting system
Design pressure	: 64 barg
Design temperature	: -20°C / +50°C
Test pressure - tightness	: 64 barg
Test pressure - strength	: 80 barg

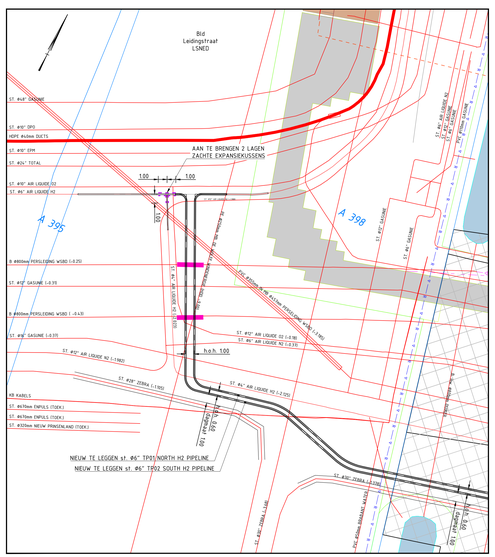

DETAIL 1
SCHAAL 1 : 200

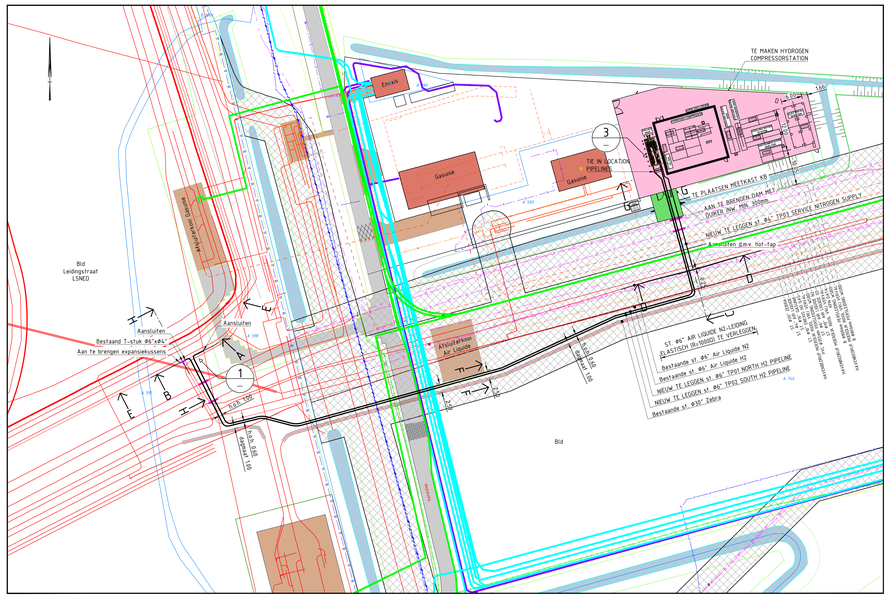

SITUATIE
SCHAAL 1 : 500

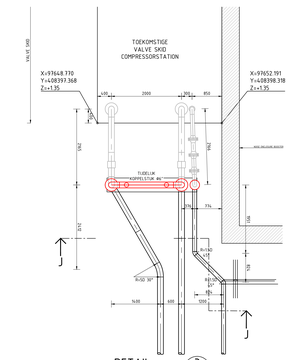

DETAIL 3
SCHAAL 1 : 50

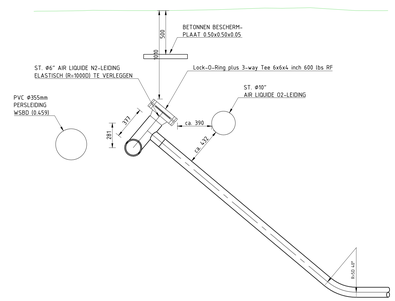

DETAIL 2
SCHAAL 1 : 20
DETAIL SPLIT TEE

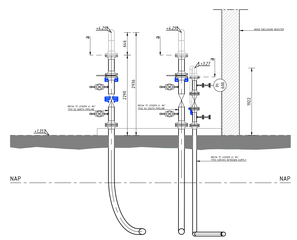

DOORSNEDE J
SCHAAL 1 : 50
DEFINITIEF

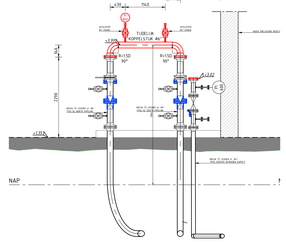

DOORSNEDE J
SCHAAL 1 : 50
TIJDELIJK

ALGEMEEN

Maatvoering in meters, tenzij anders aangegeven.
Peilmaten in meters t.o.v. N.A.P.
Hoeken in 360 graden stelsel.
Coördinaten in meters t.o.v. Rijksdriehoeksstelsel.

- Nieuw te leggen st. Ø6" Air Liquide TP01 North H2 Pipeline
- Nieuw te leggen st. Ø6" Air Liquide TP02 South H2 Pipeline
- Nieuw te leggen st. Ø6" Air Liquide TP03 Service Nitrogen Supply
- Grens LSNed
- Kruising persleiding Brabantse Delta (zie tek. ALHM-01-T-SO-DET-001 en -002)
- Dubbelbestemming waaronder gevaarlijke stoffen
- Atex Area Zone 2
- Uitgifte Port of Moerdijk

Bijbehorende tekeningen:

LD-BEL9079905019-019 Rev. A:	Lock-O-Ring Plus 3-way Tee 6x6x4 inch 600 lb RF (O.P.S. / T.D. Williamson)
ALHM-01-T-SO-DET-001	Kruising persleidingen Brabantse Delta
ALHM-01-T-VG-DET-002	Werkstrook; Principe indeling
S7212-PP-002-SA1011 Rev. 2	Piping Drawing Valves Skid
S7212-CS-002-101001 Rev. 3	Hydrogen Booster Moerdijk H2, General Guide Drawing

TER GOEDKEURING
STATUS PER : 20-04-2020

Rev.	Datum	Omschrijving	Getekend
k5	20-04-2020	VIERDE UITGAVE / AANGEPAST	JRO
k3	06-03-2020	DERDE UITGAVE	JRO
2	27-02-2020	TWEEDE UITGAVE	JRO/PNG
1	20-12-2019	Hot-tap aangepast	JRO
0	13-12-2019	EERSTE UITGAVE	JRO

AIR LIQUIDE
HYDROGEN COMPRESSORSTATION MOERDIJK
OVERZICHT, DOORSNEDEN EN DETAILS

Projectnr.: ALHM-1 Fase: DEFINITIEF ONTWERP Getekend: JRO
Documentype: TEKENING Status: DEFINITIEF Gecontroleerd: HNO
Vrijgegeven: NHO
Schaal: ZIE TEKENING Formaat: 14.10x841
Blad nr.: 1 van 1 Datum: 13-12-2019
Tekening nr.: ALHM-01-T-DO-DET-101 Revisie: k5

LIEVENSE adviseurs ingenieurs
Copyright © Lievense adv. ingen. en bouwk. adviseurs
www.lievense.nl

DWR.A3.NL(1) - PLOTSCHAAL 1:1